









# Document Security Xerox Phaser 6360 Solutions

**In today's world, information is more readily accessible than ever.  
But certain information needs to remain absolutely secure.**

Xerox is serious about protecting your confidential documents and can transform your office into one that is safe and sound. See the difference the Xerox Phaser 6360 color printer can make to your office environment.

Typical Office	Xerox Phaser 6360 Office
<p><b>No Security Features</b> Most laser and inkjet printers offer no document security whatsoever.</p>	<p><b>Four Security Features</b></p> <ul style="list-style-type: none"> <li> Hard Drive Overwrite*</li> <li> Secure Print*</li> <li> Print Host Access</li> <li> Automatic removal of unprinted jobs*</li> </ul>
<p><b>Multiple Costly Personal Printers</b> Many offices purchase personal printers for individual staff members because shared "hallway" printers (typically absent of any security features) pose too great a risk that people will walk off with secure information. <i>The costs can really add up.</i></p>	<p><b>One Shared Printer</b> Secure Print* allows users to attach a PIN number to confidential documents. Now all employees can use the same device without worrying about others seeing or taking their documents. <i>This protects confidentiality and your financial investment.</i></p> 
<p><b>Is Your File Really Gone? NO!</b> When you delete a file, the directory entry is removed and the file no longer appears on the user interface. However, the file's data remains on the hard drive until a new file overwrites it. <i>Confidential documents could indefinitely remain on the hard drive.</i></p>	<p><b>Guaranteed Permanent File Deletion</b> Hard Drive Overwrite* ensures all deleted internal hard drive files are instantly and completely obliterated from the hard drive. <i>No files are left unprotected.</i></p> 

\*requires optional hard disk drive





# Safe. Sound. Secure.

## Security Features on the Xerox Phaser 6360 color printer

### Secure Print

#### What does it do?

It enables you to control when confidential jobs are printed.

#### Why do I need it?

To prevent someone from seeing your sensitive documents. With Secure Print, documents don't print until you enter a personal PIN code at the printer. It's ideal for use when printing:

- sensitive company information
- confidential request for proposals
- employee reviews
- salary records

### Hard Drive Overwrite

#### What does it do?

It obliterates the data of all job files, as well as the files you delete.

#### Why do I need it?

To ensure that no one can ever steal sensitive data from your system's hard drive.

With Hard Drive Overwrite, your system immediately and permanently removes print data once your job is printed or deleted.



### Removal of Unprinted Secure Jobs

#### What does it do?

It allows the system administrator to schedule the automatic deletion of unprinted Secure Print jobs.

#### Why do I need it?

To prevent a backlog of forgotten or unprinted Secure Print jobs from collecting on your system's hard drive and creating a security risk.

### Print Host Access List

#### What does it do?

This enables system administrators to control who prints to the Phaser 6360.

#### Why do I need it?

By authorizing access to only those users who commonly print secure information, you limit the exposure of secure documents to other office users.