

Xerox® Capture and Content App


Transforming manual, paper-driven business processes into digital.



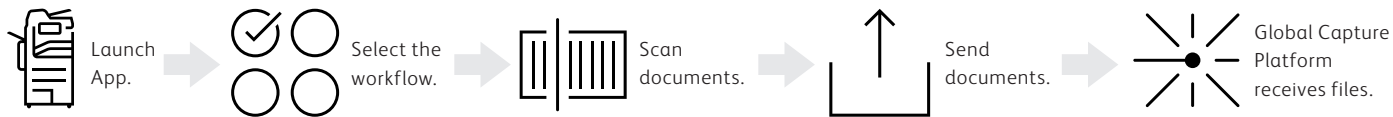
Xerox® Capture and Content App

We help you automate **labor-intensive workflows** by capturing and managing content for seamless collaboration and increased productivity.

With this app on your Xerox® ConnectKey® Technology-enabled multifunction printer (MFP), you just walk up, scan your documents and connect to Xerox® Capture and Content Services¹ integrating into centrally managed workflows.



WORKFLOW



Your workplace assistant is ready and waiting.

Streamline workflows and tame complex or time-consuming processes in any work setting with Xerox ConnectKey Technology-enabled Devices and Apps.

Simplify and automate tasks ensuring documents are sent directly to the systems your business relies on – with minimal touches – and meet your specific needs.

After receiving the documents, our **Global Capture Platform** delivers intelligent capture capabilities integrating the scanned pages using the MFP app with other documents coming from multiple sources such as scanners, on-site centers, off-site locations and Xerox scanning and indexing centers. It's designed to automatically extract data, classify documents and route critical information to initiate processes in downstream line of business systems and content management platforms.



¹Visit xerox.com/captureandcontent or contact your Xerox Sales Representative to learn more.

It's just what you need for capturing your documents to business workflows.



Xerox® Capture and Content App

Finding new ways to automate and streamline everyday business processes can save time and money. With Xerox Capture and Content App and Xerox Capture and Content Services you can open new possibilities for a more efficient workplace.

USE CASE EXAMPLES.

Accounts payable services.

Invoice capture, match and validate service, which provides structured output data for easy integration.

Digital mailroom services.

Access inbound paper and digital mail regardless of location. Automated feed of core client workflow solutions and content management tools.

Backfile scanning.

Capture documents with intelligence to ensure accessibility and security.

Health records automation.

Change the way patient records are recovered, stored and accessed, with full security standard compliance the whole way through.

THIS IS HOW IT WORKS.

1. Select one of the available workflows.

×	Select a Workflow	> Next
Accounts Payable		
Digital Mailroom		
Backfile Scanning		
Health Records Automation		

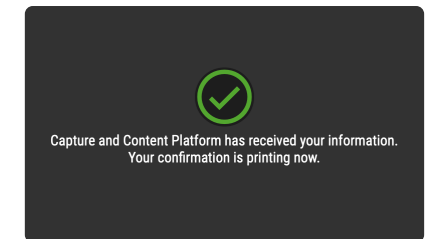
2. If needed, enter any additional information.

<Workflow Name>	✓ OK
Submitted By	
Priority	
Reply To Email	
Date: mm/dd/yyyy	
Dollar Value	
Priority Job	<input checked="" type="checkbox"/>
Document Type	Invoice
Reset all Fields	

3. Select scanning options and scan document.

Capture and Content		Send
Accounts Payable		Change
Submitted By: Gddy Lee Reply To Email: gddy.lee@rush.com Date: 2/22/2021 Document Type: Invoice		
Preview		
Email Confirmation		
To: Add email recipient		
Print Confirmation	<input checked="" type="checkbox"/>	
Output Color	Auto Detect	
2-Sided Scanning	2-Sided	
Resolution	300 dpi	
Original Type	Auto	
Original Orientation	Portrait	
Original Size	8.5 x 11" □	
Lighten / Darken	Normal	

4. Check Job Summary and receive confirmation.



Find out more at www.xerox.com/AppGallery.